

French Immersion in Valley North



Strategic Planning Committee
January 17, 2017

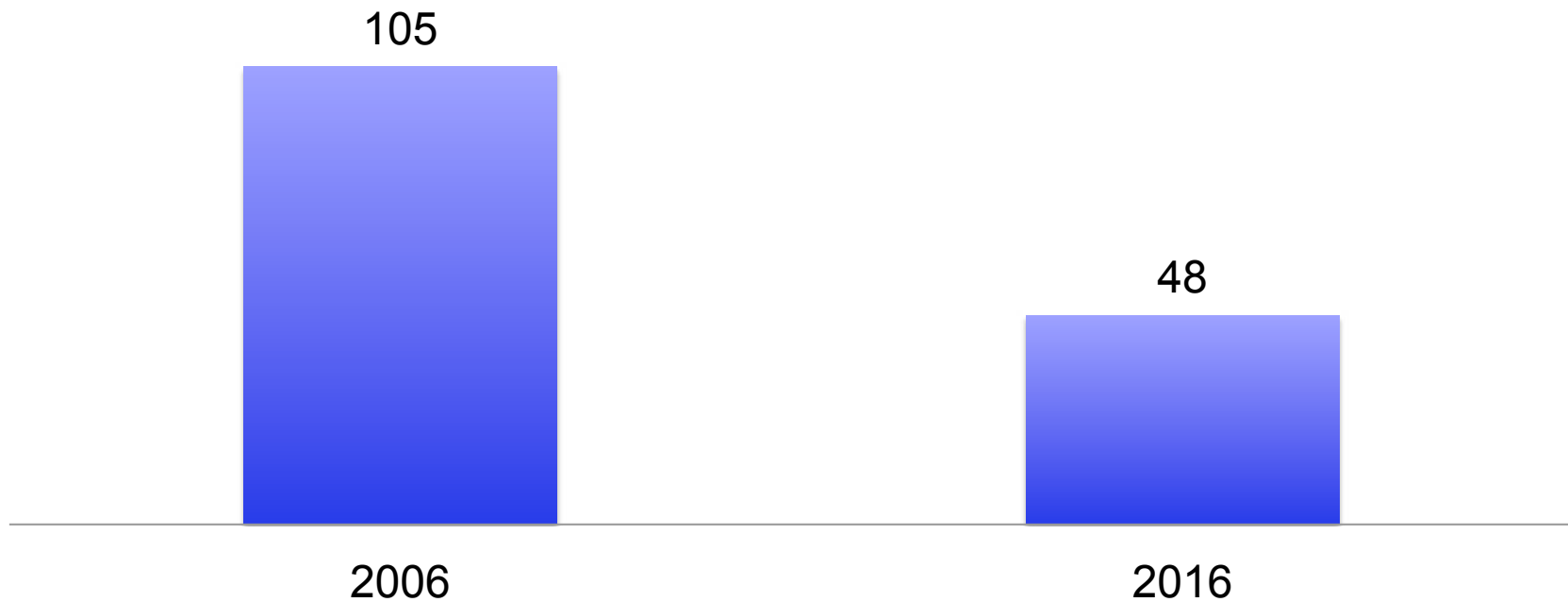


Enrolment Data



Levack Public School, K to Grade 8

Enrolment French Immersion



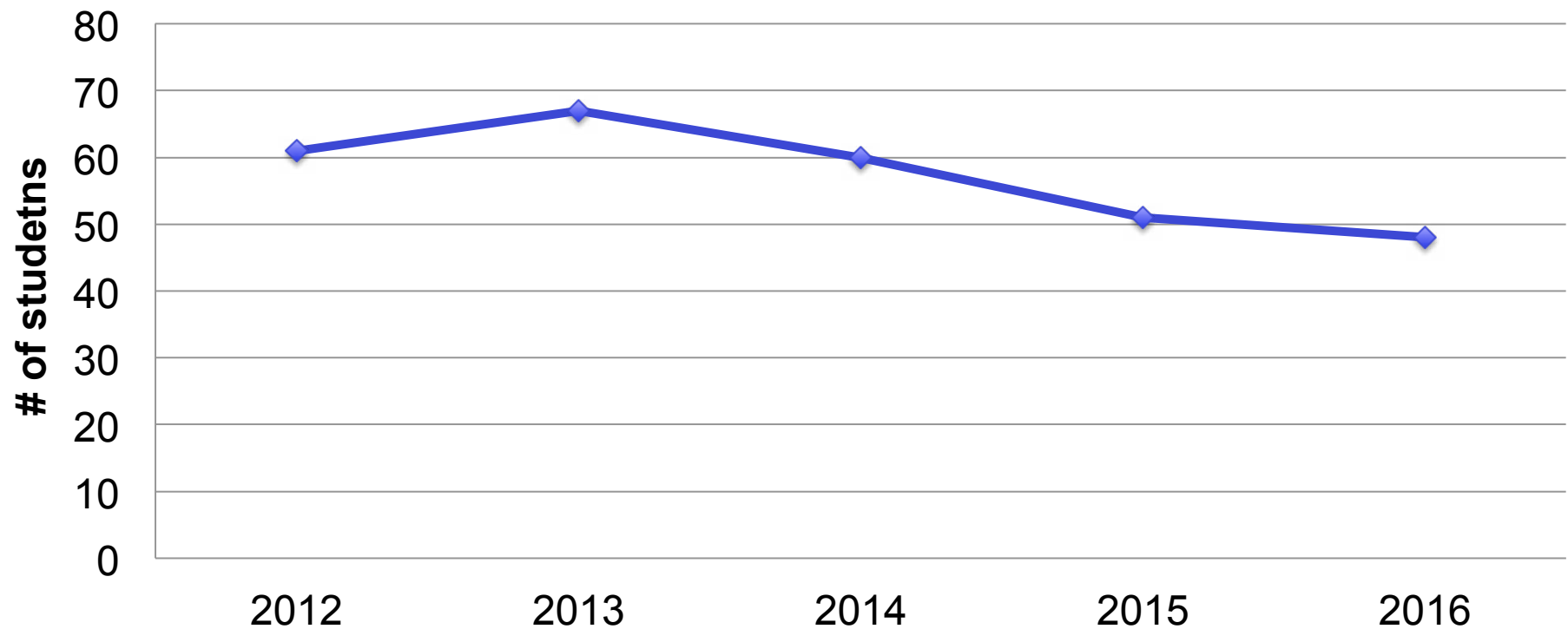
Levack Public School, 2012-2016

French Immersion

Year	JK	SK	Grade 1	Grade 2	Grade 3	Grade 4	Grade 5	Grade 6	Grade 7	Grade 8
2012	7	13	10	0	6	2	5	11	4	3
2013	8	5	15	9	1	6	3	5	11	4
2014	6	10	4	10	8	1	4	2	5	10
2015	8	6	6	4	8	8	1	3	2	5
2016	3	6	7	6	4	8	8	1	3	2

Levack Public School, 2012-2016

Total FI Enrolment



Levack Public School French Immersion, Predicted Enrolment (Best case scenario)

Year	JK	SK	Grade 1	Grade 2	Grade 3	Grade 4	Grade 5	Grade 6	Grade 7	Grade 8
2017	4	3	6	7	6	4	8	8	1	3
2018	4	4	3	6	7	6	4	8	8	1
2019	4	4	4	3	6	7	6	4	8	8
2020	4	4	4	4	3	6	7	6	4	8
2021	3	4	4	4	4	3	6	7	6	4

**Best case scenario indicates a flow through of students from one grade to another*

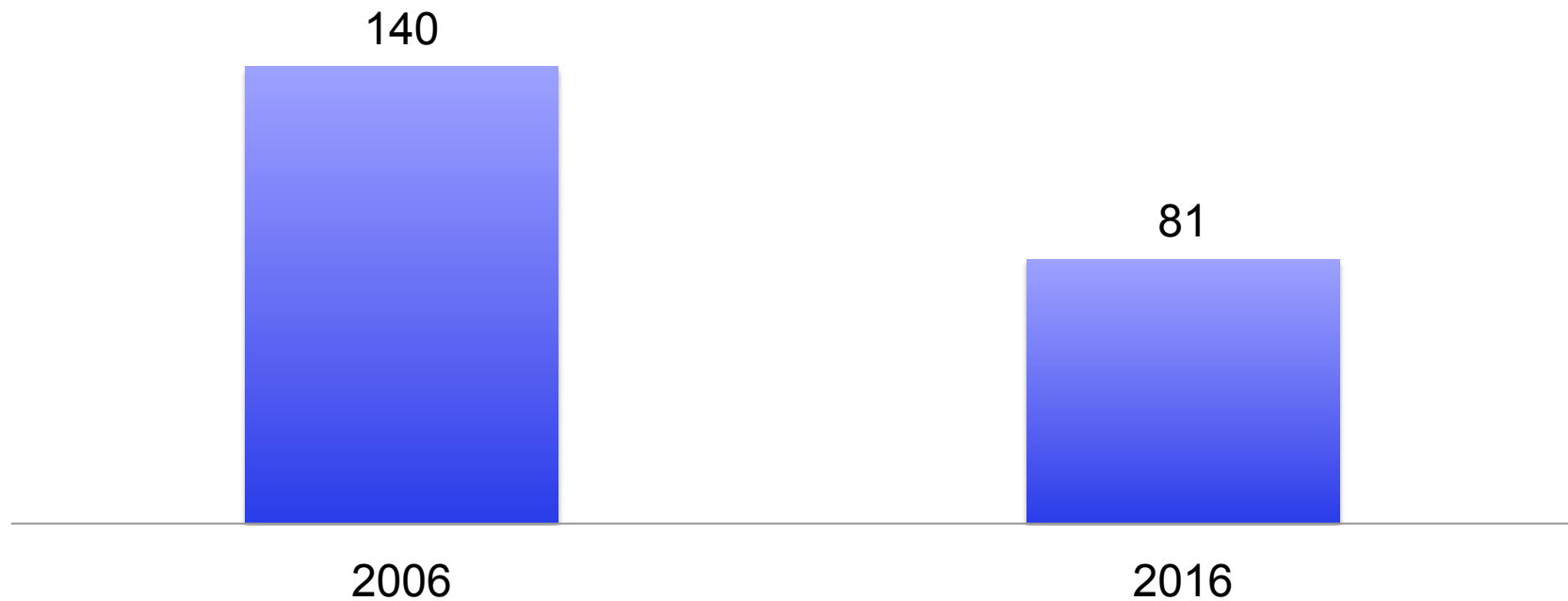
Levack Public School

French Immersion, Predicted Enrolment (Based on five year trend data)

Year	JK	SK	Grade 1	Grade 2	Grade 3	Grade 4	Grade 5	Grade 6	Grade 7	Grade 8
2017	4	3	6	6	5	4	8	7	1	3
2018	4	4	3	5	5	5	4	7	7	1
2019	4	4	4	2	4	5	5	3	7	7
2020	4	4	4	3	2	4	5	5	3	7
2021	3	4	4	3	3	2	4	4	5	3

Chelmsford Public School, K to Grade 6

Enrolment French Immersion



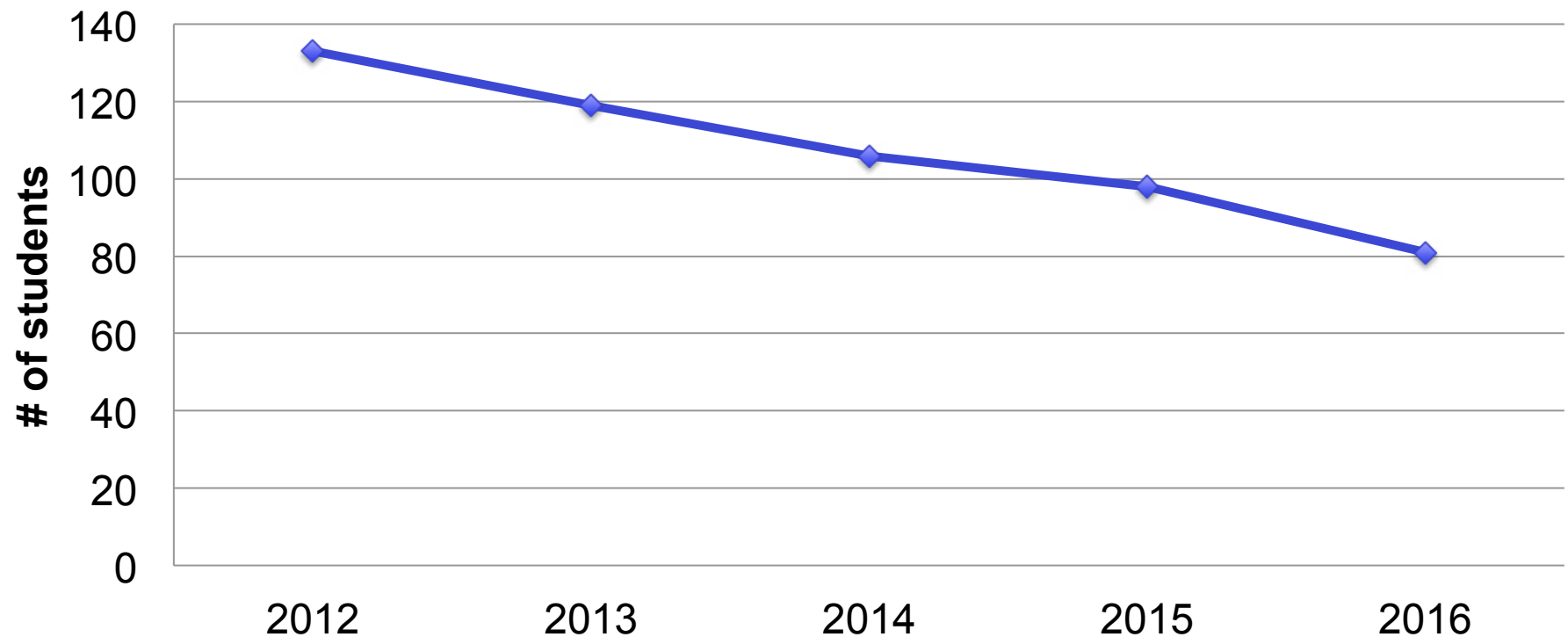
Chelmsford Public School, 2012-2016

French Immersion

Year	JK	SK	Grade 1	Grade 2	Grade 3	Grade 4	Grade 5	Grade 6
2012	21	17	18	15	20	13	12	17
2013	17	14	17	17	12	18	11	13
2014	15	10	11	12	19	11	17	11
2015	11	17	14	8	9	14	9	16
2016	16	5	12	15	10	5	12	6

Chelmsford Public School, 2012-2016

Total FI Enrolment



Chelmsford Public School

French Immersion, Predicted Enrolment (Best case scenario)

Year	JK	SK	Grade 1	Grade 2	Grade 3	Grade 4	Grade 5	Grade 6
2017	8	16	5	12	15	10	5	12
2018	8	8	16	5	12	15	10	5
2019	8	8	8	16	5	12	15	10
2020	8	8	8	8	16	5	12	15
2021	8	8	8	8	8	16	5	12

**Best case scenario indicates a flow through of students from one grade to another*

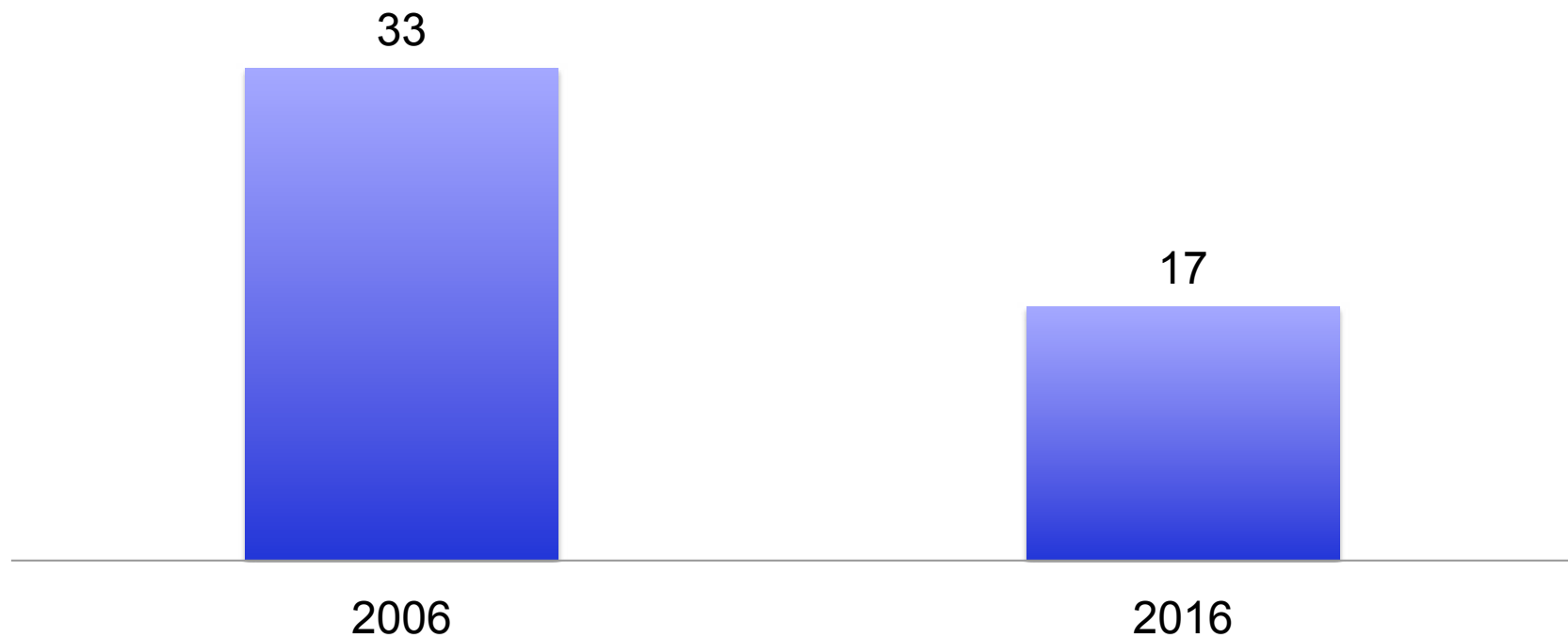
Chelmsford Public School

French Immersion, Predicted Enrolment (Based on five year trend data)

Year	JK	SK	Grade 1	Grade 2	Grade 3	Grade 4	Grade 5	Grade 6
2017	8	12	5	10	14	8	4	12
2018	8	6	11	4	10	11	7	4
2019	8	6	6	10	4	8	10	7
2020	8	6	6	5	9	3	7	10
2021	8	6	6	5	4	7	3	7

CVDCS Grades 7 and 8

Enrolment French Immersion



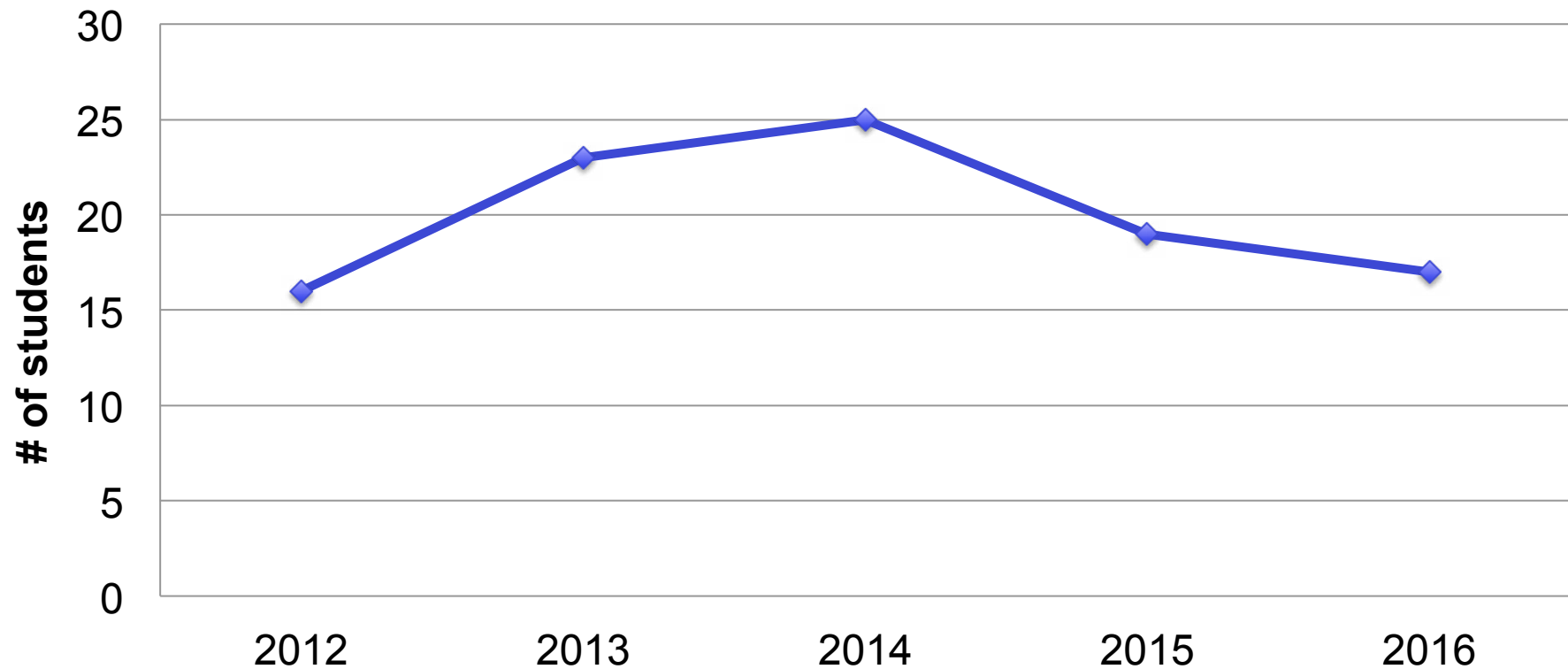
CVDCS Grades 7 and 8, 2012-2016

French Immersion

Year	Grade 7	Grade 8
2012	9	7
2013	17	6
2014	11	14
2015	9	10
2016	8	9

CVDCS Grades 7 and 8, 2012-2016

Total FI Enrolment



CVDCS Grades 7 and 8 French Immersion, Predicted Enrolment (Best case scenario)

Year	Grade 7	Grade 8
2017	6	8
2018	12	6
2019	5	12
2020	10	5
2021	12	10

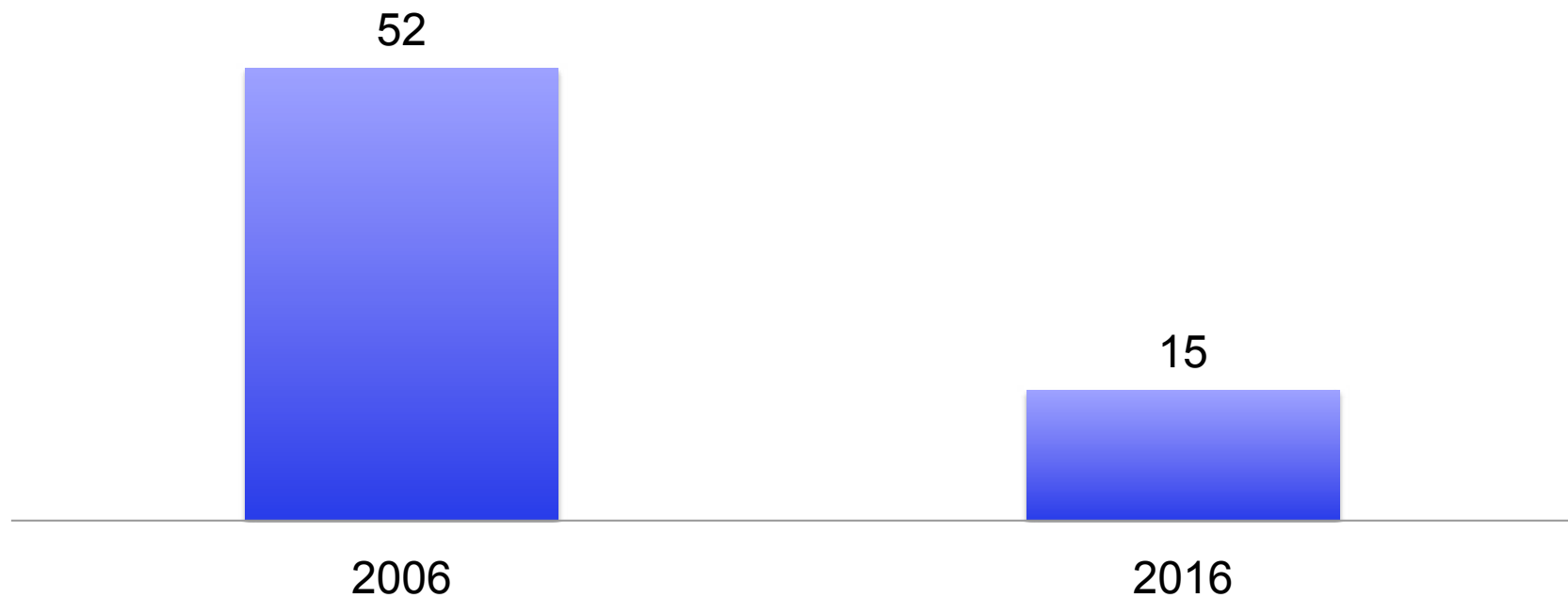
**Best case scenario indicates a flow through of students from one grade to another*

CVDCS Grades 7 and 8 French Immersion, Predicted Enrolment (Based on five year trend data)

Year	Grade 7	Grade 8
2017	5	7
2018	9	4
2019	3	8
2020	5	3
2021	8	5

CVDCS, Grades 9 to 12

Enrolment French Immersion



CVDCS, Grades 9 to 12, 2012-2016

French Immersion

Year	Year 1	Year 2	Year 3	Year 4
2012	8	9	4	10
2013	2	8	10	4
2014	5	2	8	14
2015	13	4	2	6
2016	4	9	2	0

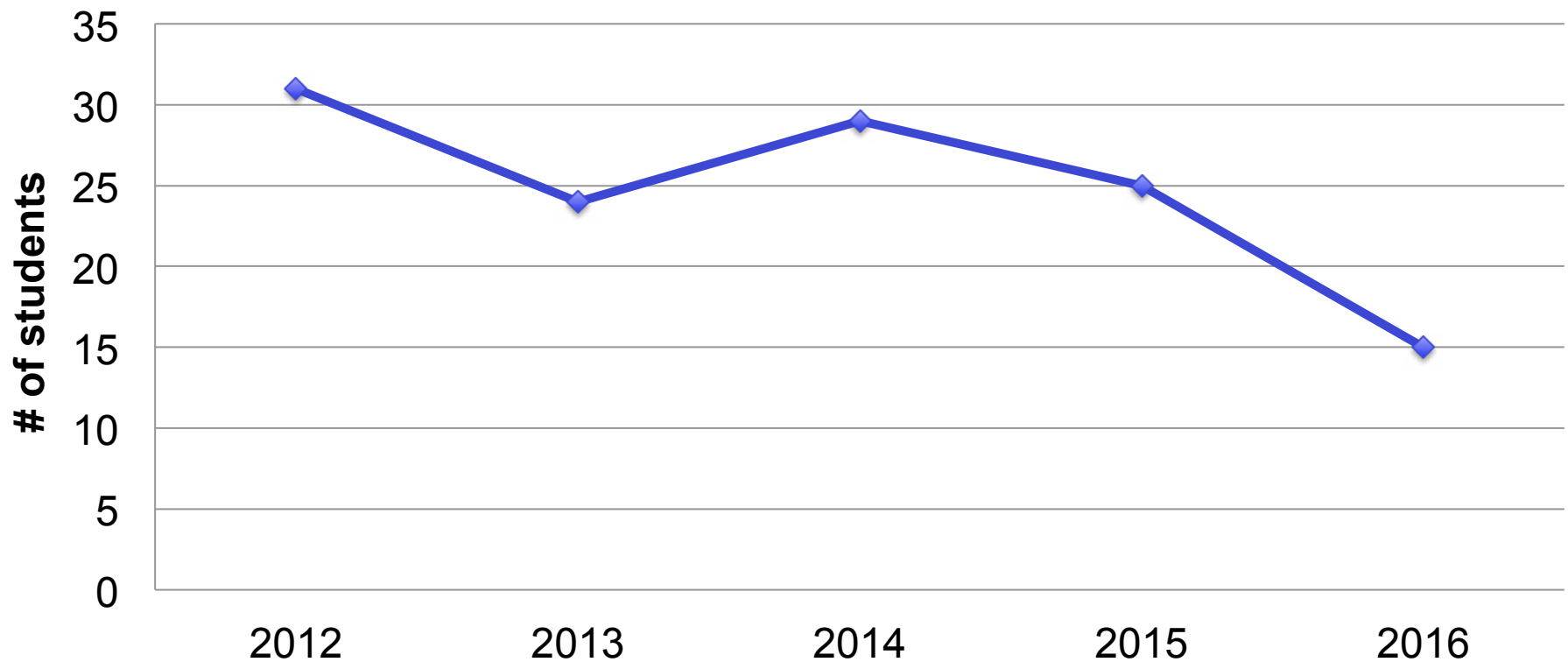
CVDCS, Grades 9 to 12

French Immersion

	Year 1	Year 2	Year 3	Year 4	TOTAL
2016	4	9	2	0	15

CVDCS, Grades 9 to 12, 2012-2016

Total FI Enrolment



CVDCS Grades 9 to 12 French Immersion, Predicted Enrolment (Best case scenario)

Year	Year 1	Year 2	Year 3	Year 4
2017	10	4	9	2
2018	8	10	4	9
2019	7	8	10	4
2020	12	7	8	10
2021	12	12	7	8

**Best case scenario indicates a flow through of students from one grade to another*

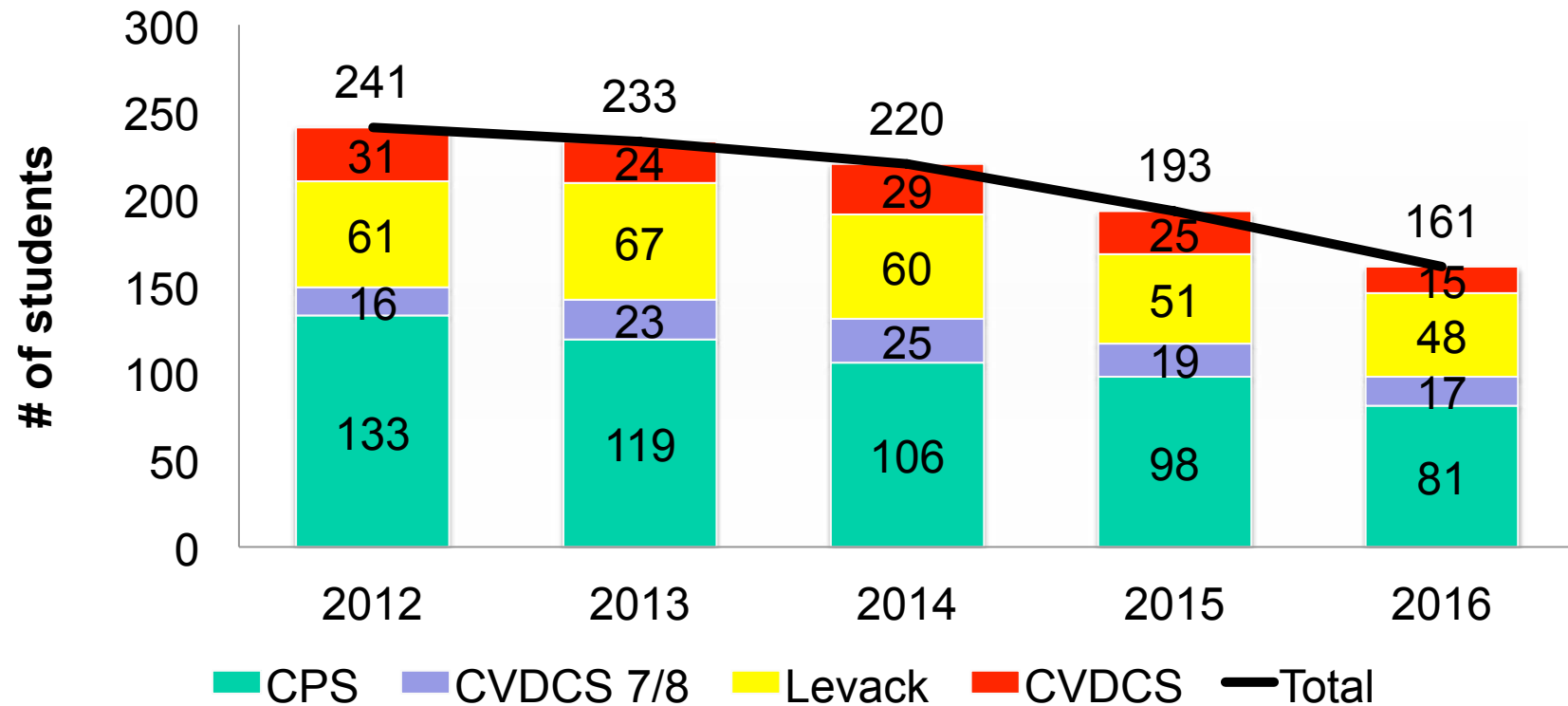
CVDCS, Grades 9 to 12

French Immersion, Predicted Enrolment (Based on five year trend data)

Year	Year 1	Year 2	Year 3	Year 4
2017	5	3	8	2
2018	5	3	3	7
2019	3	3	3	2
2020	8	2	3	3
2021	5	6	2	3

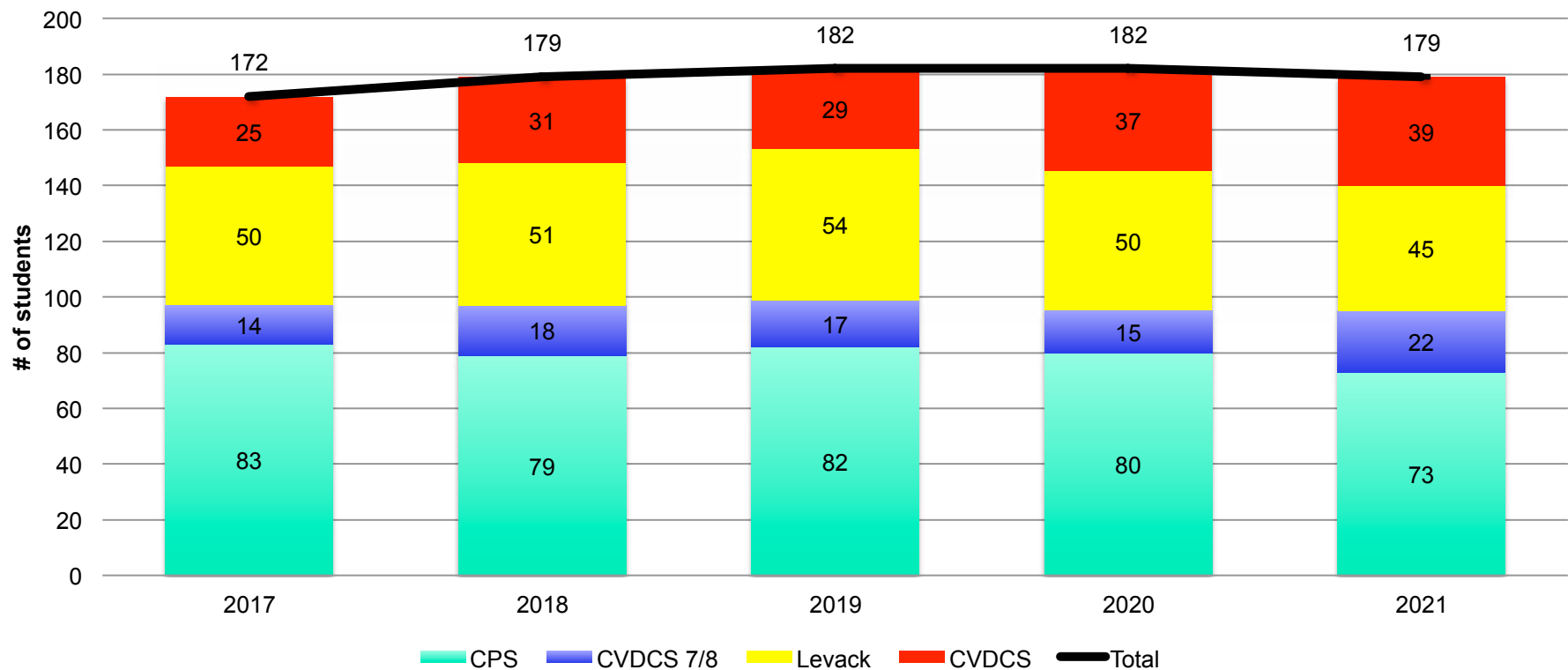
Total French Immersion Enrolment Valley North

Total FI Enrolment



Total French Immersion Predicted Enrolment (Best case scenario)

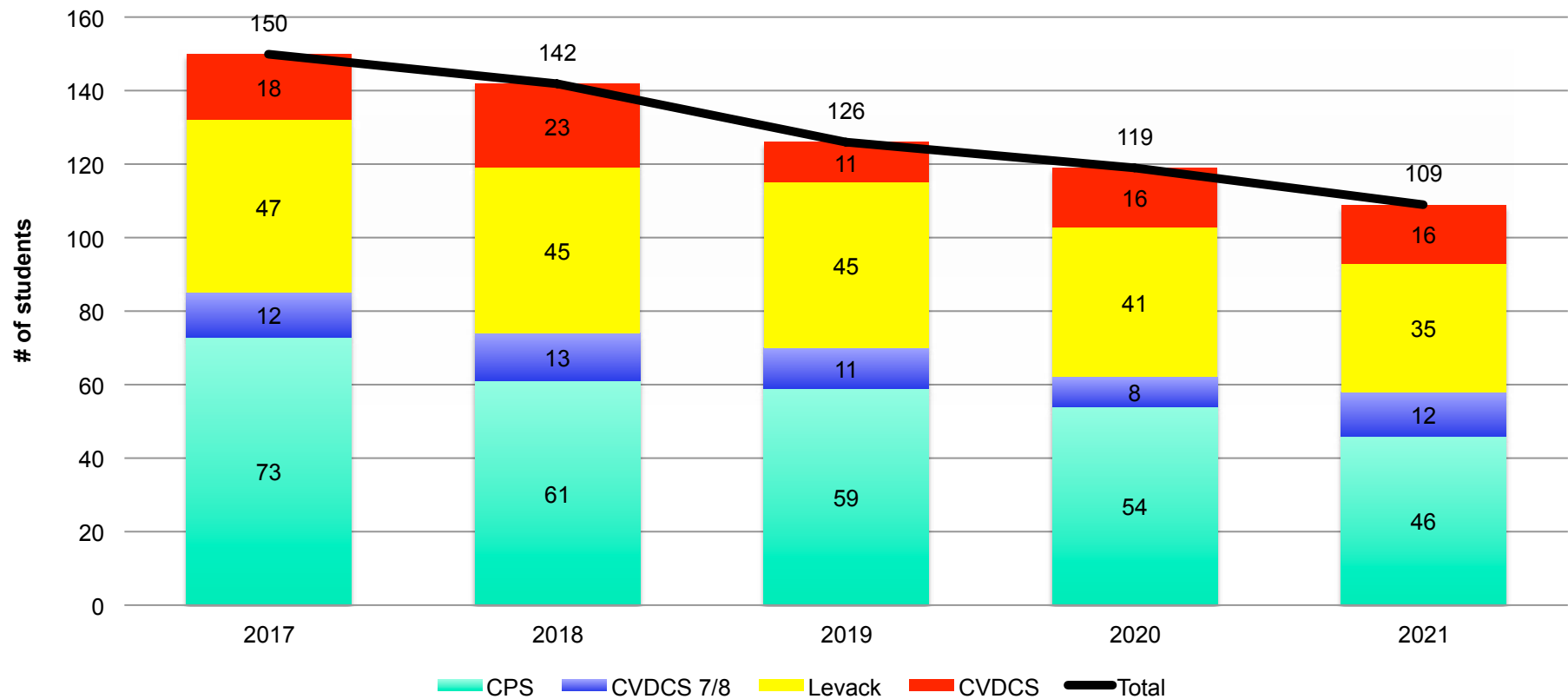
Total FI Predicted Enrolment




**Best case scenario indicates a flow through of students from one grade to another*

Total French Immersion Predicted Enrolment (Based on five year trend data)


Total FI Predicted Enrolment





 Rainbow Schools
Reaching minds. Touching hearts.

making the TRANSITION



Finding Your Way From Grade 8 to Grade 9
A Guide for Students and Parents/Guardians

Summary

Currently, there are some quadruple and quintuple grades at Levack Public School and Chelmsford Valley District Composite School, Grades 9 to 12

In the next five years, there will continue to be a decline in French Immersion enrolment in Valley North

Provides the French Immersion option at the new Chelmsford site, K to 8 and Sudbury Secondary School