

Array Arrangements

Materials:

Array Arrangement Game Board for each player



Array Arrangement Spinners

Paper Clip and Pencil


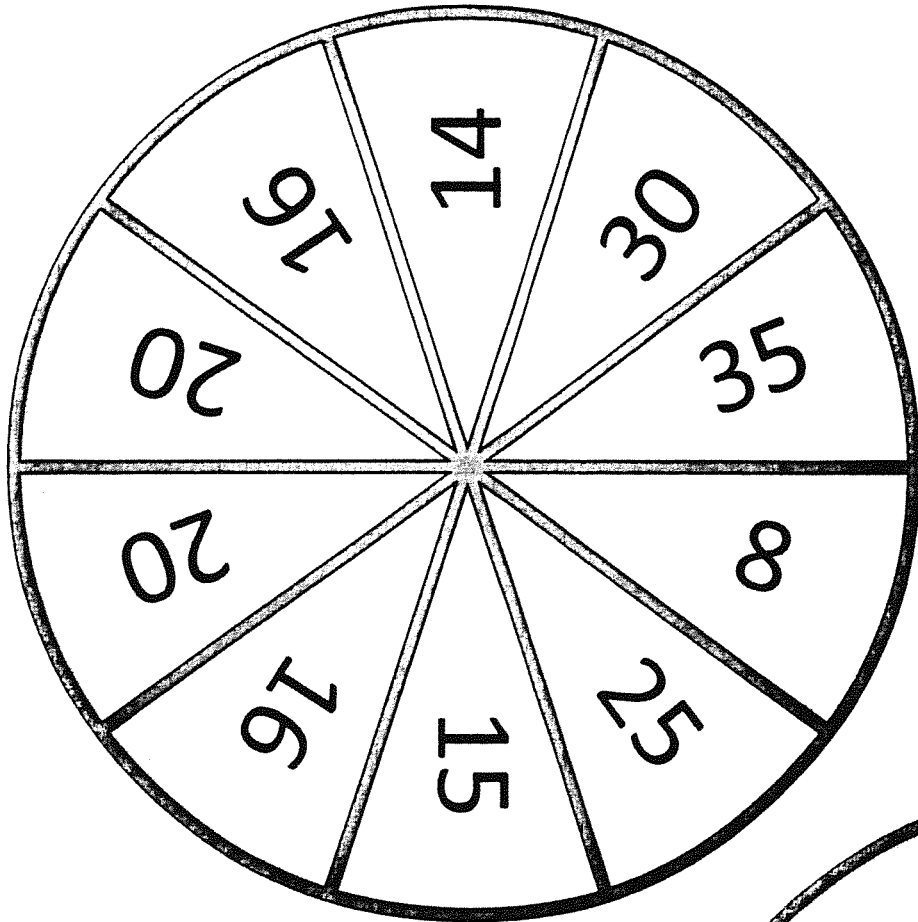
How to Play:

Player one spins one of the spinners. The number they land on represents a product to be shaded on the Game Board. Player one determines where to shade the product (e.g., if a player spins 12, they can choose to shade an array of 3×4 , 6×2 , 12×1 , etc.). If a player is unable to shade an array they miss their turn. Player two confirms that player one has shaded a correct array. Play continues until one player completely covers their game board.

Array Arrangement Spinners



Array Arrangement Spinners



Array Arrangement Game Board

