

# GOOGLE CLASSROOM A GUIDE FOR PARENTS



Rainbow Schools  
*Reaching minds. Touching hearts.*

# WHAT IS GOOGLE CLASSROOM?

Think of Google Classroom (GC)  
as your child's digital link to learning.

Teachers use GC to share assignments, homework,  
newsletters, and much more with students AND parents.



# ACCESSING GOOGLE CLASSROOM

Google Classroom can be accessed on any type of device

Android  
iPhone  
Tablet  
Desktop

Google Apps can be downloaded  
from your device's App Store.

# GETTING STARTED

Your child has a secure login and password that is unique to them. Your child may already know the login and password.

If not, check with his/her teacher to obtain this private information OR ask them to add you as a parent via email.

Login: xxxx####@rscloud.ca  
Password: unique password

# GETTING STARTED (Desktop)

STEP  
1



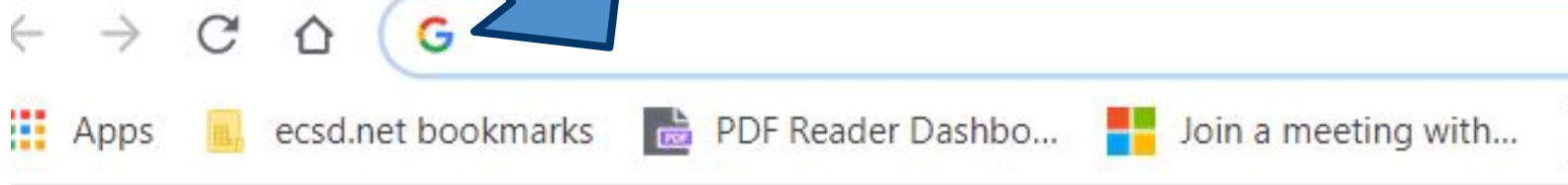
Click on the **Google Chrome** browser icon.



# LOGGING INTO GOOGLE CLASSROOM

STEP  
2

Type [www.google.com](http://www.google.com) into your browser address bar.



# LOGGING INTO GOOGLE

## STEP 3

Click on **Sign In** in the upper right hand corner of the browser window.



# LOGGING INTO GOOGLE

STEP  
4

Type in your **Google Email address**.  
Click **“Next”**.

Google

Sign in

Use your Google Account

Here

Email or phone

stud1234@rscloud.ca

[Forgot email?](#)

Not your computer? Use Guest mode to sign in privately.

[Learn more](#)

[Create account](#)

Next



Rainbow Schools  
*Reaching minds. Touching hearts.*



# LOGGING INTO GOOGLE

STEP  
5

Type in your **PASSWORD**.  
Click **“Next”**.

Google

Welcome

 astudent@rainbowschools.ca ▾

Enter your password

.....|



[Forgot password?](#)

Next



Rainbow Schools  
*Reaching minds. Touching hearts.*

# GETTING STARTED (App)

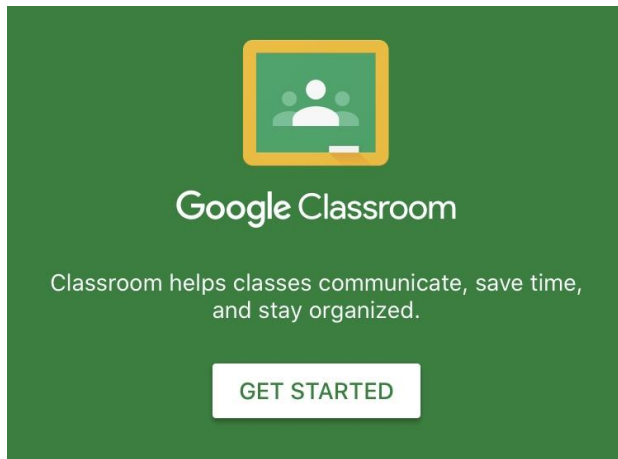
## STEP 1

Download **Google Classroom** from your app store.

Open the app and click **Get Started**.

Login instructions are the same on a desktop.

You can add another account if more than one child will be using Google Classroom. Ensure they logout when finished.



# USING GOOGLE CLASSROOM



How to help your child find the learning they will do from home as well as notifications from their teacher.

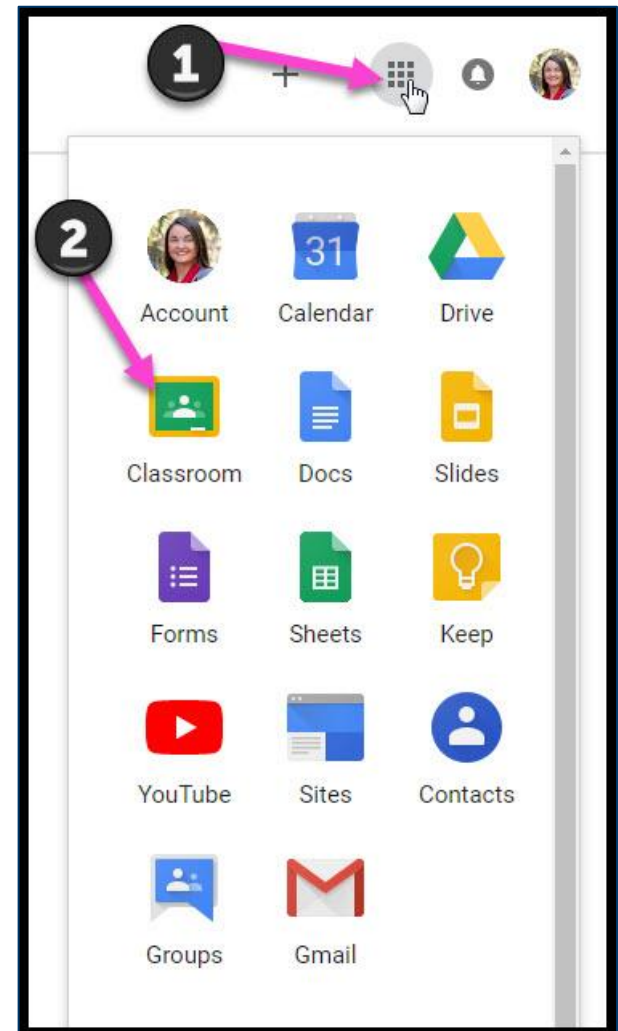
# USING GOOGLE CLASSROOM (Desktop)

## STEP 1

Click on the button with the **9 dots** (also called the waffle)

## STEP 2

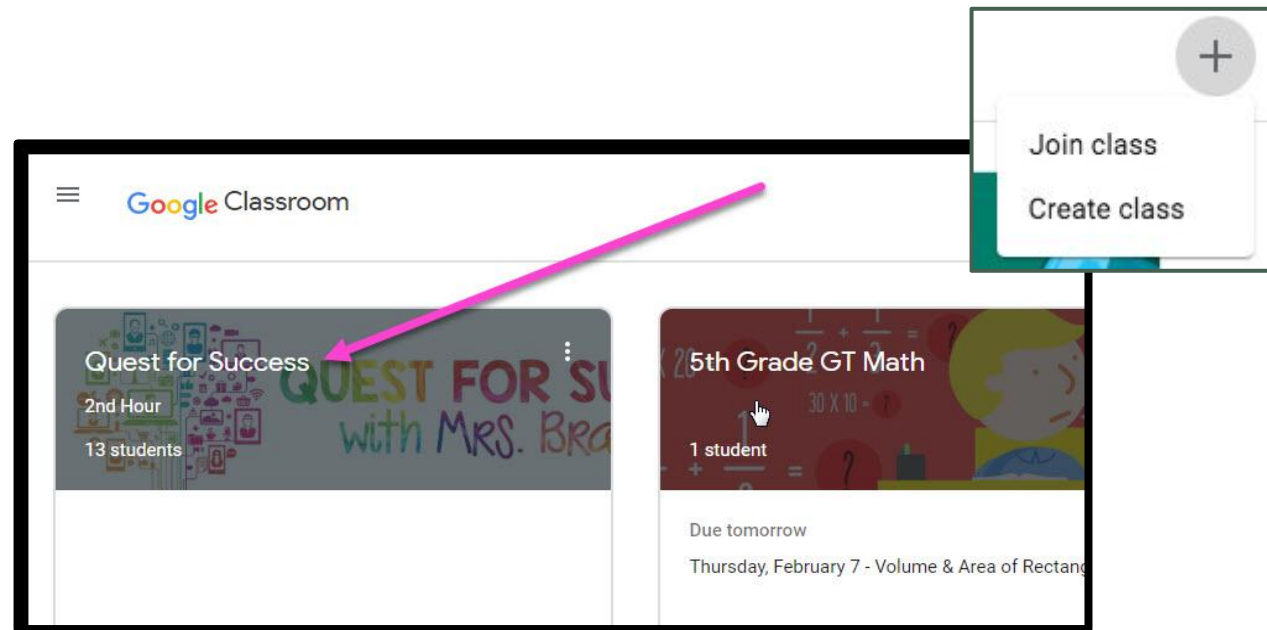
Click the **Google Classroom** icon.



# USING GOOGLE CLASSROOM

## STEP 3

Click on the class you wish to view.



**Note:** This appears slightly different on the app.

If this is a new classroom, try clicking “+” and “**Join a class**” in top right corner.

Enter the class code that your teacher provides to join.

# USING GOOGLE CLASSROOM

## STEP 4

### Page tools (Left side)



= High Interest for Parents

The screenshot shows a Google Classroom interface for a class named '3rd hour Science'. The page is annotated with numbered callouts (1-9) in pink circles. Callout 1 points to the menu icon, 2 to the class name, 3 to the 'Stream' tab, 4 to the 'Classwork' tab, 5 to the 'People' tab, 6 to the waffle button, 7 to the user profile, 8 to the 'Upcoming' section, and 9 to the main update area. A legend at the bottom explains each callout. An orange star icon is placed next to callout 4 and callout 8.

- 1 Menu of Classes
- 2 Current Class
- 3 Announcements Page
- 4 Assignments
- 5 Teacher(s) & Classmates
- 6 Waffle Button (App Directory)
- 7 Your account
- 8 Upcoming Assignments
- 9 Updates from your teacher

**Note:** This appears slightly different on the app.

# USING GOOGLE CLASSROOM

## STEP 5

### Assignment details

**Note:** This appears slightly different on the app.

The screenshot shows the Google Classroom interface with the following elements and callouts:

- 1** Classwork Tab
- 2** View your work
- 3** Google Calendar
- 4** Class Drive folder
- 5** All topics
- 6** Benchmark Tests
- 7** Assignment Title
- 8** Assignment Due Date
- 9** Assignment Status
- 10** Attached files/links
- 11** Click to view assignment

The interface displays a list of assignments under the 'Classwork' tab. The selected assignment is 'For the Week of September 2 - 6', which is due today. It includes a list of daily topics and four attached PDF files: 'Day 1 - Multistep Equatio...', 'Day 2 - Variables on Both...', 'Day 3 - Infinite & No Solu...', and 'Day 4 - Algebraic Propor...'.

# THANK YOU!

Your child's teacher will provide your child's login and password.

Please contact your child's teacher if you have questions about accessing the Google Classroom platform.



*Source: This presentation was created by Darren Maltais (darren.maltais@blackgold.ca) from Black Gold School Division. Slides were modified for Rainbow District School Board use.*